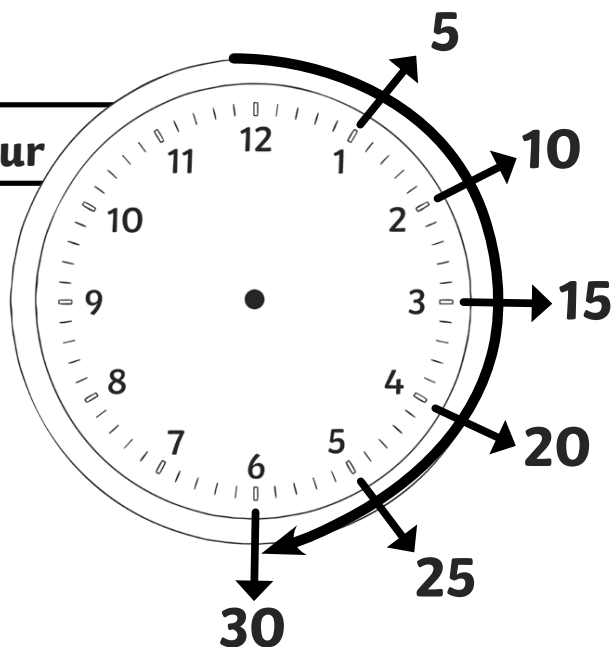


Telling the Time in Minute Intervals

I can tell the time to minute intervals.




Minute Intervals Past the Hour




1. Draw the times on the clocks:

a)



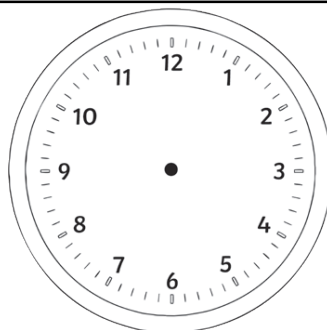
12 minutes past 9

b)



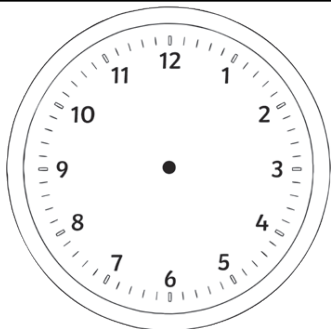
28 minutes past 3

c)



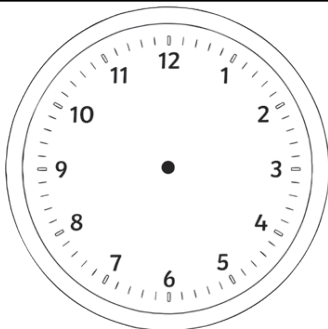
11 minutes past 11

d)



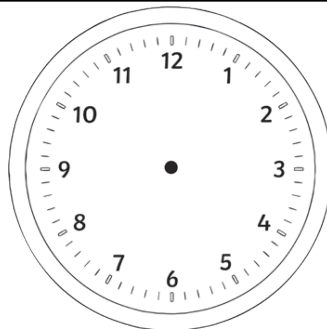
8 minutes past 10

e)



19 minutes past 2

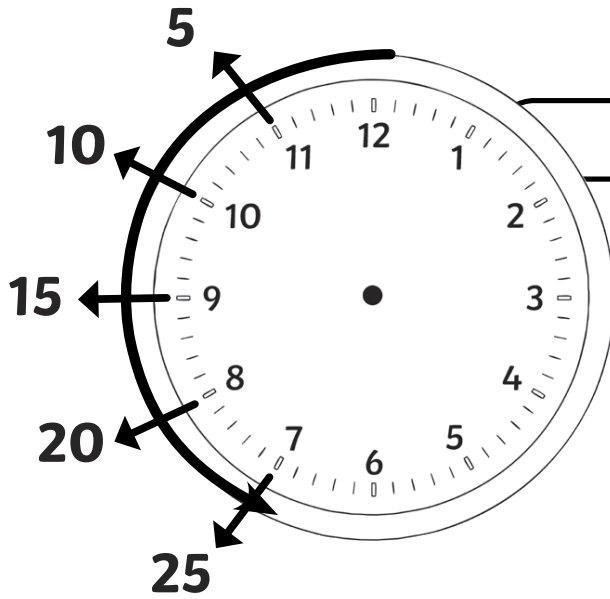
f)



21 minutes past 5



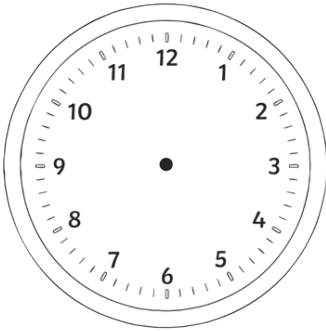
Telling the Time in Minute Intervals



Minute Intervals To the Hour

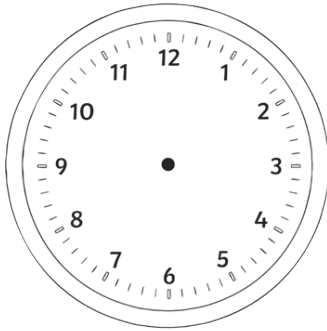
2. Draw the times on the clocks:

a)



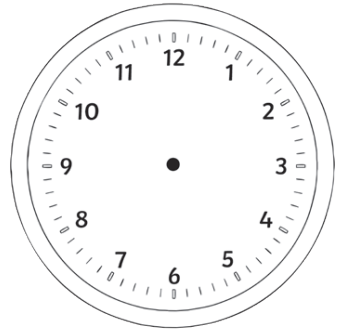
9 minutes to 4

b)



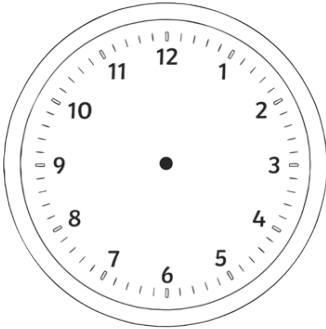
24 minutes to 1

c)



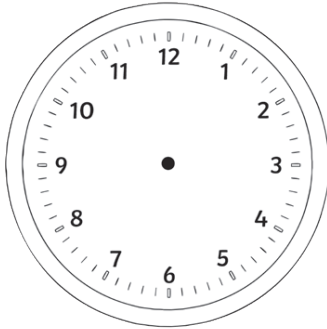
19 minutes to 10

d)



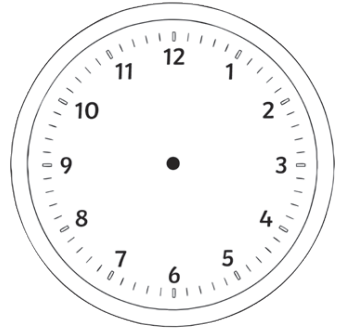
18 minutes to 7

e)



23 minutes to 3

f)



3 minutes to 9



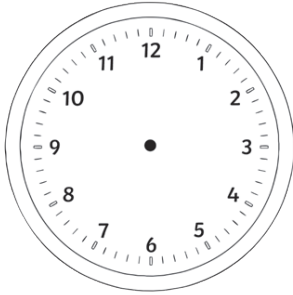
Telling the Time in Minute Intervals

I can tell the time to minute intervals.



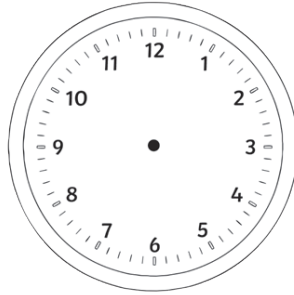
1. Draw the times on the clocks:

a)



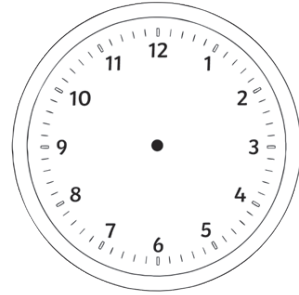
13 minutes past 11

b)



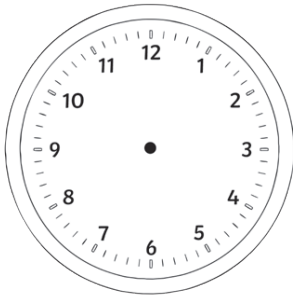
27 minutes past 8

c)



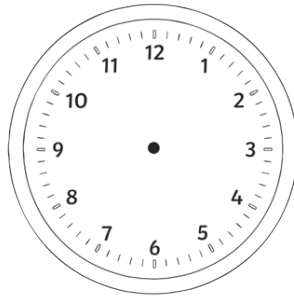
6 minutes past 4

d)



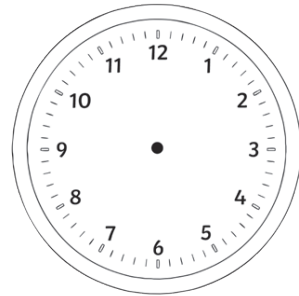
22 minutes past 9

e)



17 minutes past 2


f)



3 minutes past 10

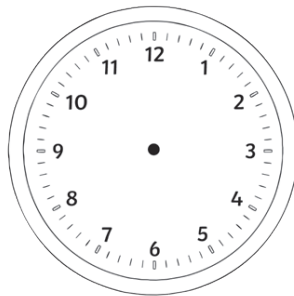
2. Draw the times on the clocks:

a)



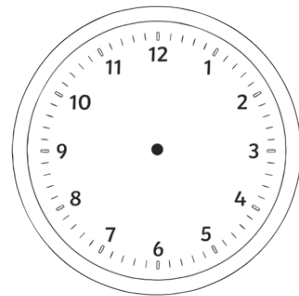
19 minutes to 8

b)



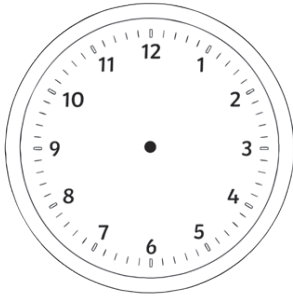
21 minutes to 4

c)



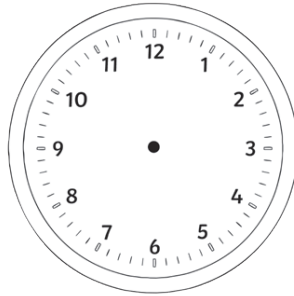
11 minutes to 3

d)



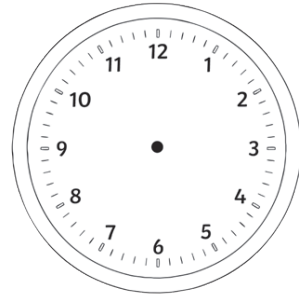
17 minutes to 11

e)



24 minutes to 2

f)



9 minutes to 7




Telling the Time in Minute Intervals


3. Write the times underneath the clocks:

Minute Intervals Past the Hour


a)




b)




c)




d)



e)



f)





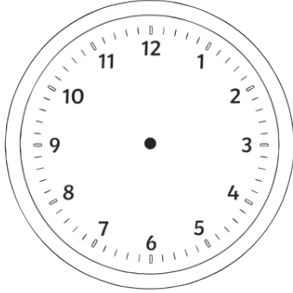
Telling the Time in Minute Intervals

I can tell the time to minute intervals.



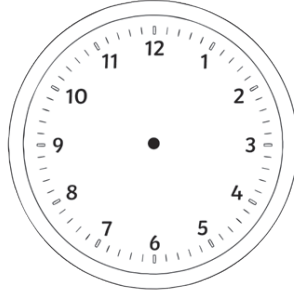
1. Draw the times on the clocks:

a)



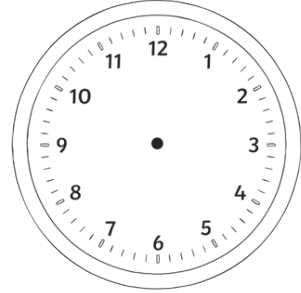
24 minutes to 11

b)



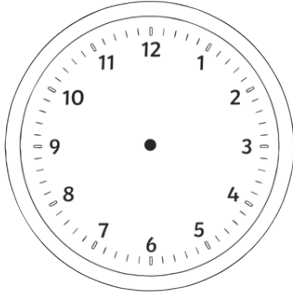
17 minutes past 8

c)



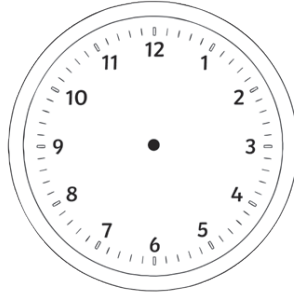
1 minute to 9

d)



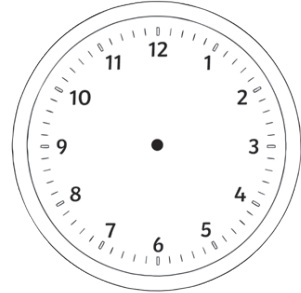
21 minutes past 4

e)



19 minutes to 10


f)




2 minutes past 8

2. Write the times underneath the clocks:


a)



b)


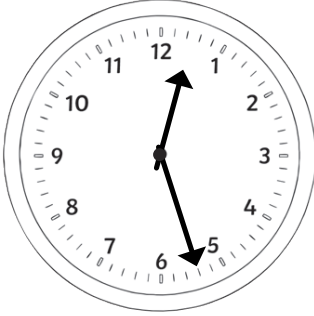






c)



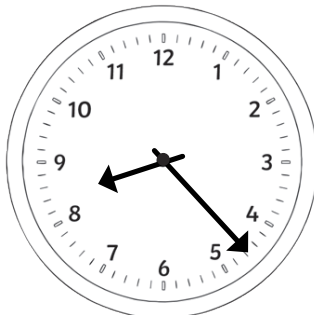




Telling the Time in Minute Intervals

d) 	e) 	f) 

3. These clocks are five minutes fast. Underneath each clock, write the correct time:		
a) 	b) 	c) 

4. These clocks are ten minutes slow. Underneath each clock, write the correct time:		
a) 	b) 	c) 

Telling the Time in Minute Intervals **Answers**



Times drawn accurately, distinguishing between the hour and minutes, with the time as shown.



1) and 2) Times drawn accurately, distinguishing between the hour and minutes, with the time as shown.

- 3) a) **8 minutes past 2** b) **17 minutes past 8** c) **26 minutes past 1**
d) **4 minutes to 5** e) **21 minutes to 10** f) **27 minutes to 3**



1. Times drawn accurately, distinguishing between the hour and minutes, with the time as shown.

2. a) **11 minutes past 4** b) **9 minutes to 7** c) **4 minutes past 8**
d) **8 minutes to 6** e) **27 minutes past 12** f) **16 minutes to 8**
3. a) **7 minutes to 7** b) **16 minutes past 2** c) **23 minutes to 6**
4. a) **21 minutes past 9** b) **4 minutes to 3** c) **27 minutes to 9**